



Document/File name DSC126786SE.docx	Document Type External	Revision 2
First Revision, Sign and Date Bln 2011-01-13	Updated Revision, Sign and Date Bln 2016-03-06	Document Status and Sign Approved Lan
Page 1 (2)		
Document and Product Description Description TTT937-S Power Switch Ignition Coil Pnr. 12-678-6-S		

Part # 12-678-6-S

Overview:

TTT937-S Power Switch for interrupting Vbat to ignition coil(s). Connected to TTT802 cable harness this will be the "ignition cut" interface and the TTT802 can control flatshift during gearshifts as well as being a rpm-limiter. Rpm-signal (from ECU or separate Rpm sensor) must be connected to the Power Switch cable harness to supply the TTT802 with Rpm signal. The TTT937 shall be fitted close to the ignition coil(s) to keep the power leads as short as possible. Vbat supply to the TTT937 must be fused.

If, for any reason, the cut function needs to be disabled, it is very quick and easy to unplug the power cables to and from the TTT937 and just connect them together giving the coil(s) direct power without passing the Power Switch.



Key features:

- Easy to connect to the coil(s) and ready to plug into TTT802 cable harness.
- 90 Amp Peak current, 14 Amp continuous.
- Very quick response time. Better than 100uS (0.0001 sec)

Housing:

Black anodized aluminium

Size:

52 x 59 x 25 mm (box only)

Weight:

230 grams

Cable ECU/ign TTT802	1,8 m	4-pole SureSeal Female
Cable Rpm	0,5 m	Flying wires
Cable Power Vbat and Coil(s)	0,2 m	2 x 1-pole Superseal





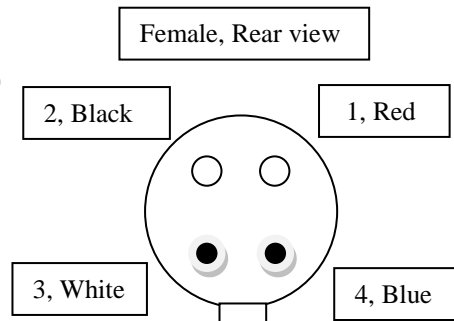
Document/File name DSC126786SE.docx	Document Type External	Revision 2
First Revision, Sign and Date Bln 2011-01-13	Updated Revision, Sign and Date Bln 2016-03-06	Document Status and Sign Approved Lan
Page 2 (2)		
Document and Product Description Description TTT937-S Power Switch Ignition Coil Pnr. 12-678-6-S		

ECU/Ign Connector: 4-pole SureSeal Female + Flying wires Rpm signal

Cable: 3 x AWG22. Length: 1800mm
Crimp tube length: 1725mm Type: DR25 3.2 / 1.6
Crimp tube length: 50mm Type: DR25 4.8 / 2.4 (at box side)
Cable: 2 x AWG22. Length: 500mm
Crimp tube length: 425mm Type: DR25 3.2 / 1.6
Crimp tube length: 15mm Type: ATUM 4 / 1 (on flying wires)
Crimp tube length: 30mm Type: ATUM 9 / 3 (over connector)

Connector:
Black(x2) – con 2 (socket) - Gnd Ign puls
White – con 3 (pin) – Ign pulse
Blue – con 4 (pin) – Cut Gnd
Red – con 1 (socket) – Cut Open Collector

Flying wires:
White – Rpm from ECU (or sensor)
Black – Gnd




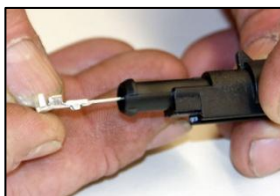

Power Vbat and Coil(s) Connectors: 2 x 1-pole Superseal

Connectors: Superseal. 1 x male + 1 x female.
Cable: Suhner 1,5mm² Length: 250mm
Crimp tube length: 160mm Type: DR25 ¼”
Crimp tube length: 15mm Type: ATUM 6 / 2
Clear Crimp 45mm 9 / 3
Red – (male) – +Vbat (Must be fused!)
Yellow – (female) – + Coil(s)

Mounting connectors on wires from Coil(s) and from +Vbat (These connectors are included in the package).

It is important that the flanges on the pin and socket are in the directions shown in the pictures below. It is also important that the red coloured plastic lock is pushed into the housing (both on the male and female housings) after the pin/socket is fitted.

Pin mounting on wires from coils(s)



Socket mounting on wires from +Vbat

